



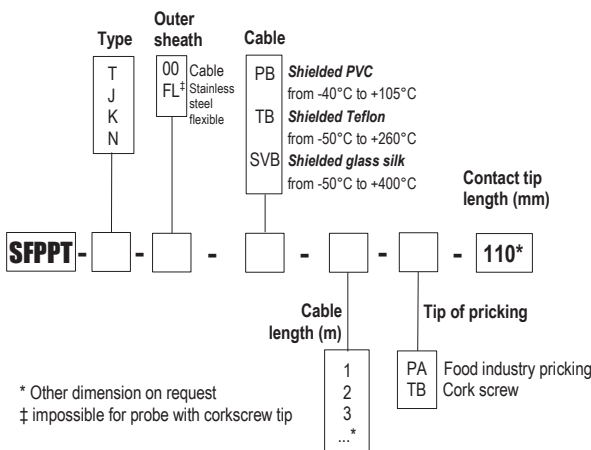
## Thermocouple temperature sensor with T handle

# SFPPT K

### Probe features

- Thermocouple types T, J, K and N.
- Pricking temperature probe mounted on T handle.
- Measuring range (according to cable) : from -40°C to +400°C

### Part numbers



\* Other dimension on request  
‡ impossible for probe with corkscrew tip

**Example : SFPPTK-00-P-2-PA-110**  
Model : Type K thermocouple probe with insulated hot welding, outer sheath in PVC cable of 2 m length. Stainless steel contact tip Ø 4,5 mm for food industry pricking of 110 mm length with penetration tip of tube sinking type. **Measuring range from -40 to +105°C.**

### Technical features

**Working temperature**.....from -40°C to +105°C for shielded PVC output  
from -40°C to +260°C for TB output  
from -40°C to +400°C for SVB (Tc J) output  
from -40°C to +550°C for SVB (Tc K and N) output

**Accuracy\* for class 1**.....See "Tolerances" table

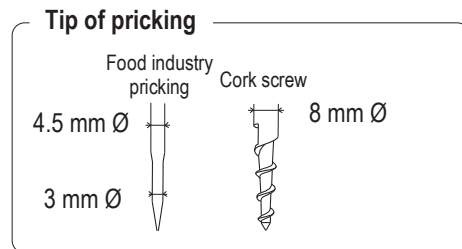
**Storage temperature**.....from -20°C to +80°C

**Mounting of cable output**.....Insulated hot welding mounting  
With tip of food industry pricking, PE output unremovable.  
With tip of cork screw pricking : compensated mini connector output .

**Contact tip**.....110 mm length in standard  
4.5 or 8 mm Ø in 316 L stainless steel, selective length

#### Tip of pricking

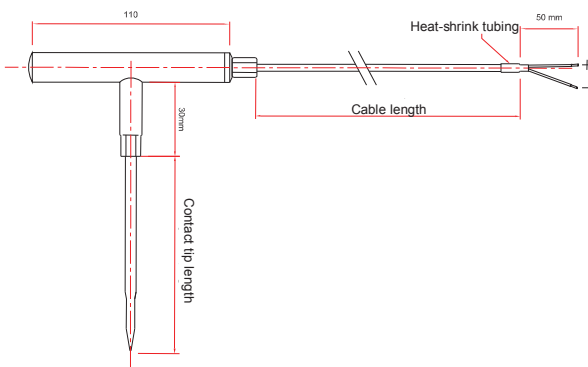
Cork screw (to screw) : only 8 mm diameter for contact tip  
Food industry pricking : contact tip diameter : 4.5 mm  
Tube sinking diameter : 3 mm



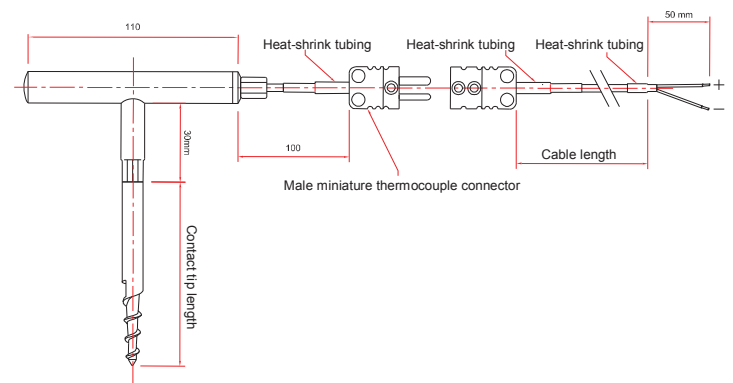
\* Performed in laboratory conditions, the above accuracies mentioned in this document will be guaranteed, provided that you use the calibration compensation data or identical calibration conditions.

### Dimensions

#### Food industry pricking probe



#### Cork screw tip probe



## Tolerances\* of the probe

As per IEC 584-3 norm

TC	Measuring range Class 1	TOLERANCE
T	From -40°C to +350°C	From -40°C to +125°C $\pm 0.5^\circ\text{C}$ From 125°C to +350°C $\pm 0.004 \times T^\circ\text{abs}$
J	From -40°C to +750°C	From -40°C to +375°C $\pm 1.5^\circ\text{C}$ From 375°C to 750°C $\pm 0.004 \times T^\circ\text{abs}$
K	From -40°C to +1000°C	From -40°C to +375°C $\pm 1.5^\circ\text{C}$ From 375°C to 1000°C $\pm 0.004 \times T^\circ\text{abs}$
N	From -40°C to +1000°C	From -40°C to +375°C $\pm 1.5^\circ\text{C}$ From 375°C to 1000°C $\pm 0.004 \times T^\circ\text{abs}$


\* Performed in laboratory conditions, the above accuracies mentioned in this document will be guaranteed, provided that you use the calibration compensation data or identical calibration conditions.

## Most common thermocouple types

TYPE DE THERMOCOUPLE	+ CONDUCTOR	- CONDUCTOR	COLOR OF COMPENSATING CABLE
K	Nickel-Chrome 10%	Nickel-Aluminium 5% -Silicium	Ext. color + = GREEN, - = WHITE
T	Copper	Copper-Nickel	Ext. color + = BROWN, - = WHITE
J	Iron	Copper-Nickel	Ext. color + = BLACK, - = WHITE
N	Nickel 84,4% Chromium 14,2% Silicium 1,4%	Nickel 95,6% Silicium 4,4%	Ext. color + = PINK, - = WHITE
R	Platinum-Rhodium 13%	Platinum	Ext. color + = ORANGE, - = WHITE
S	Platinum-Rhodium 10%	Platinum	Ext. color + = ORANGE, - = WHITE
B	Platinum-Rhodium 30%	Platinum-Rhodium 6%	Ext. color + = GREY, - = WHITE

## Accessories (See data sheet)

- Extension cable
- Compensating cable
- Standard or miniature connector
- Cable seal for plug and socket connector



- Miniature or standard connectors panel
- Miniature or standard connectors panel
- Extension lead
- Converters



[www.kimo.fr](http://www.kimo.fr)



**EXPORT DEPARTMENT**

Tel : + 33. 1. 60. 06. 69. 25 - Fax : + 33. 1. 60. 06. 69. 29

e-mail : [export@kimo.fr](mailto:export@kimo.fr)

Distributed by :

**PRC Technologies Corp., Ltd.**

Tel: 02 530 1714, 02 530 1619, 02 530 1621

Fax: 02 530 1731

Email: [info@prctechth.com](mailto:info@prctechth.com), [www.prctechth.com](http://www.prctechth.com)